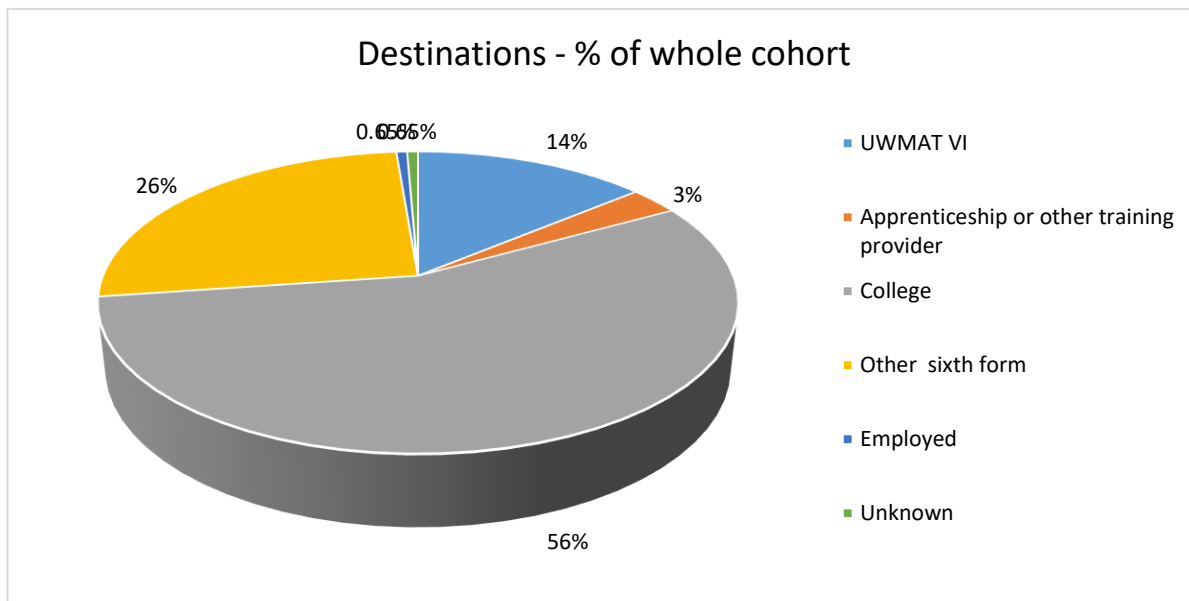


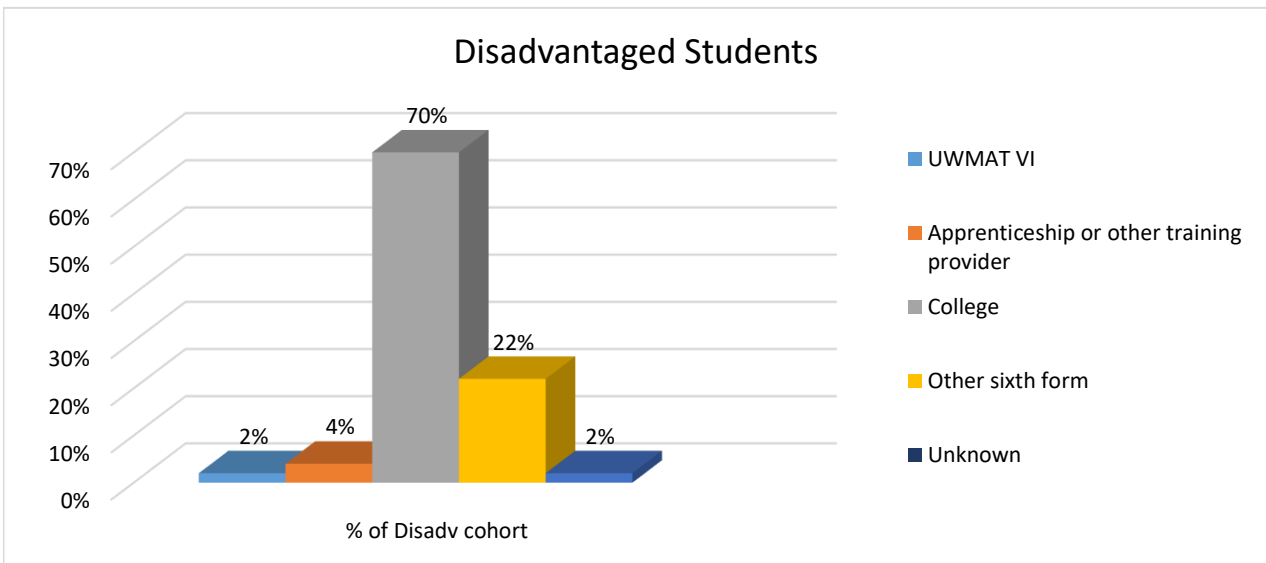
## Smestow School - Destinations of Year 11 Students - 2020

Destination	% of whole cohort (153)	
UWMAT VI	14%	22
Apprenticeship or other training provider	3%	4
College	56%	85
Other sixth form	26%	40
Employed	0.65%	1
Unknown	0.65%	1



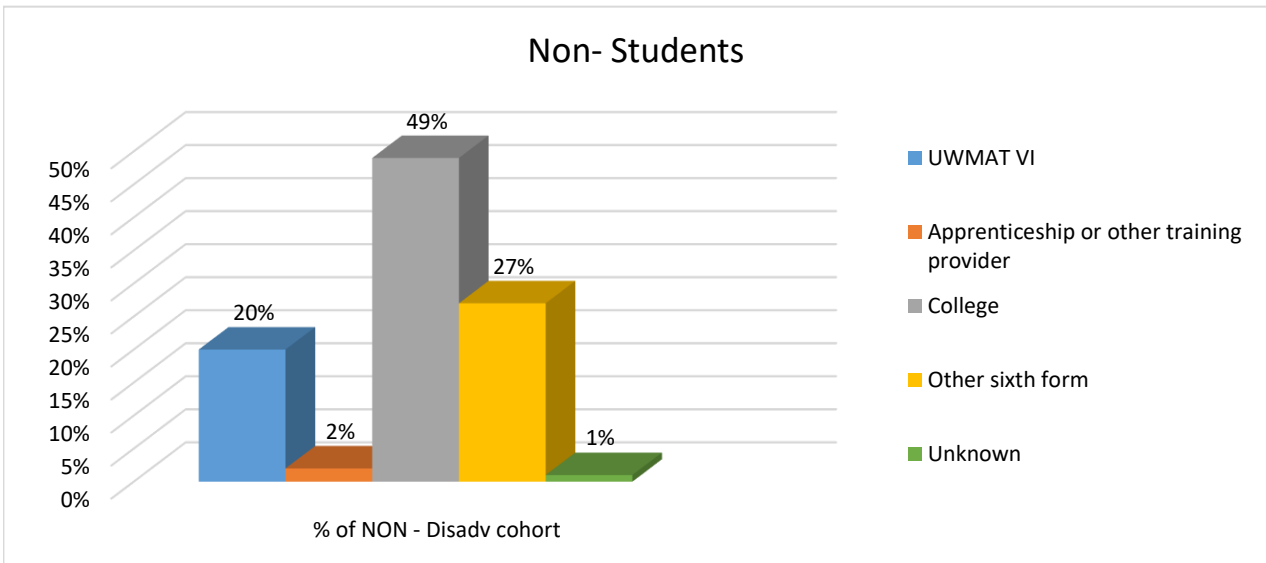
**Year 11 DISADVANTAGED STUDENTS: 51**

Destination	% of Disadv cohort	
UWMAT VI	2%	1
Apprenticeship or other training provider	4%	2
College	70%	36
Other sixth form	22%	11
Unknown	2%	1



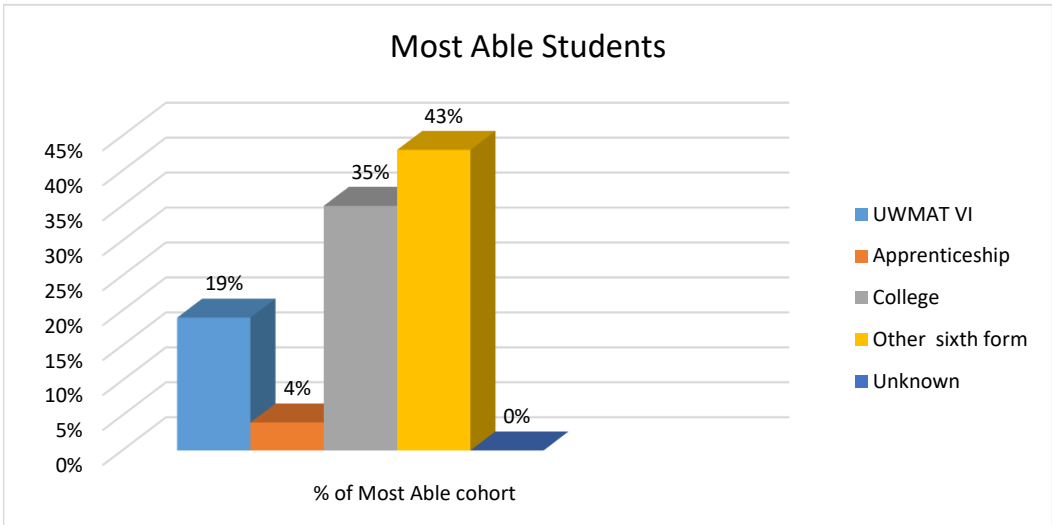
**Year 11 NON- DISADVANTAGED STUDENTS: 102**

Destination	% of NON - Disadv cohort	
UWMAT VI	20%	21
Apprenticeship or other training provider	2%	2
College	49%	50
Other sixth form	27%	28
Employed	1%	1
Unknown	0%	0



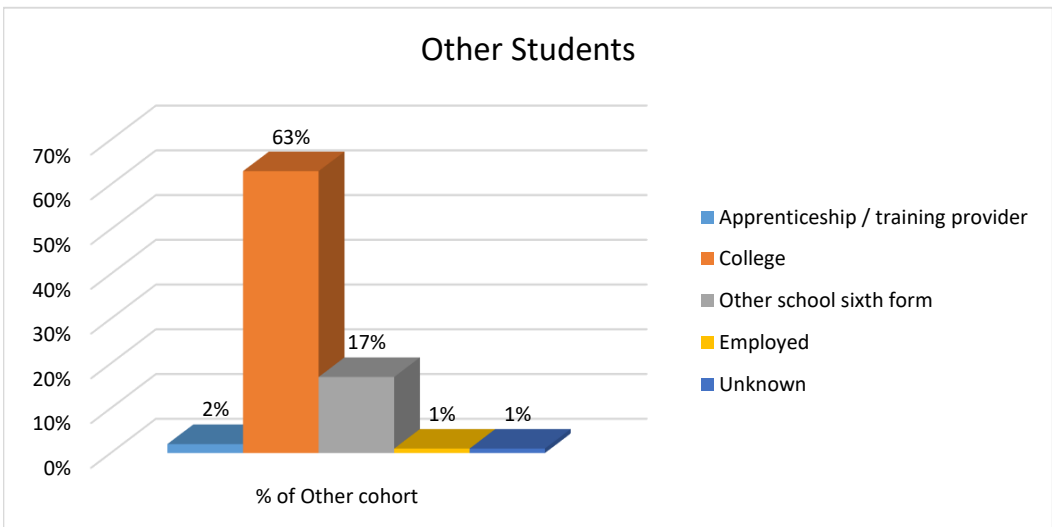
**Year 11 HIGH PRIOR ATTAINING STUDENTS: 54**

Destination	% of Most Able cohort	
UWMAT VI	19%	10
Apprenticeship	4%	2
College	35%	19
Other sixth form	43%	23
Unknown	0%	0



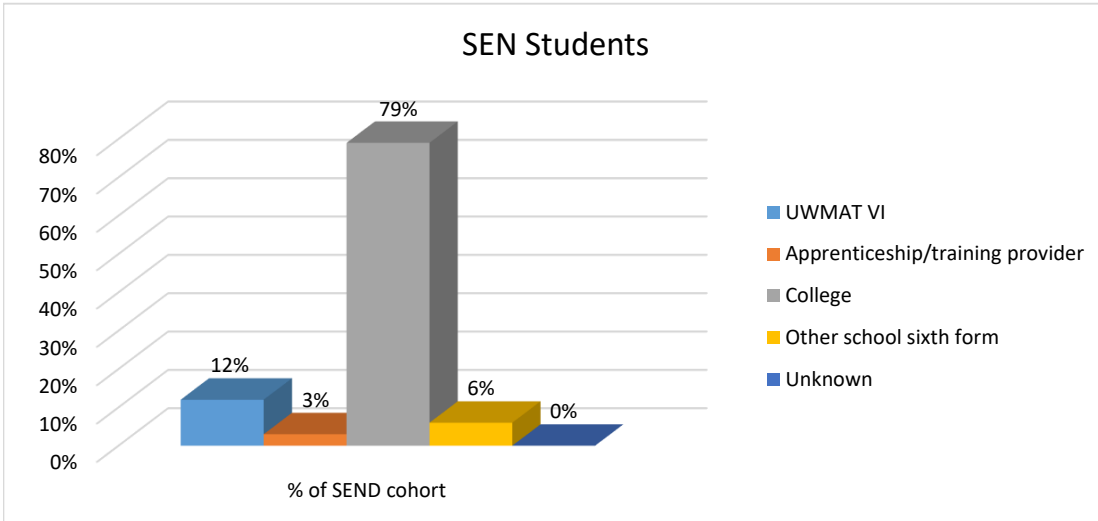
**Year 11 OTHER STUDENTS: 99**

Destination	% of Other cohort	
UWMAT VI	12%	12
Apprenticeship / training provider	2%	2
College	63%	63
Other school sixth form	17%	17
Employed	1%	1
Unknown	1%	1



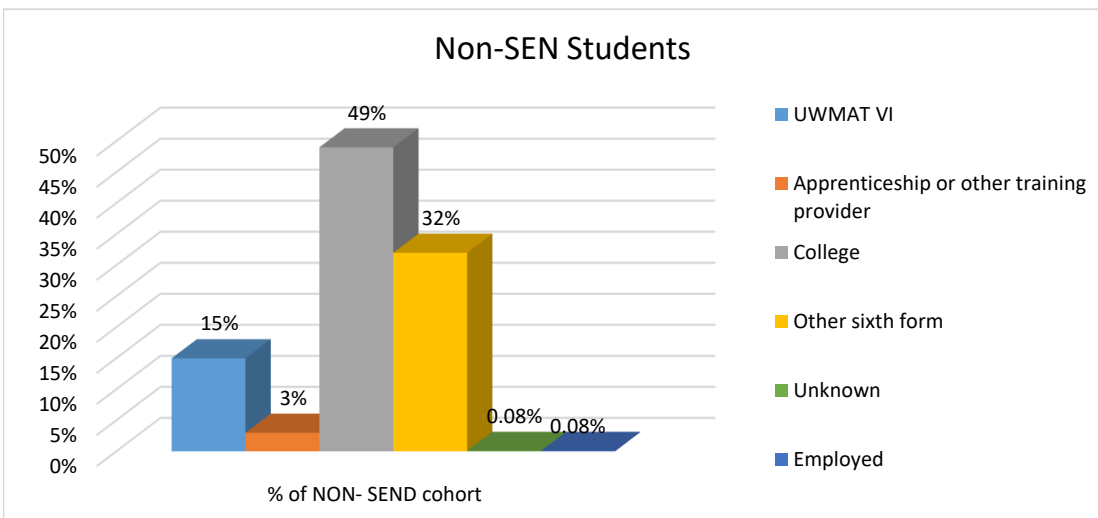
**Year 11 SEND STUDENTS: 33**

Destination	% of SEND cohort	
UWMAT VI	12%	4
Apprenticeship/training provider	3%	1
College	79%	26
Other school sixth form	6%	2
Unknown	0%	0



**Year 11 NON- SEND STUDENTS: 120**

Destination	% of NON- SEND cohort	
UWMAT VI	15%	18
Apprenticeship or other training provider	3%	3
College	49%	59
Other sixth form	32%	38
Unknown	0.08%	1
Employed	0.08%	1

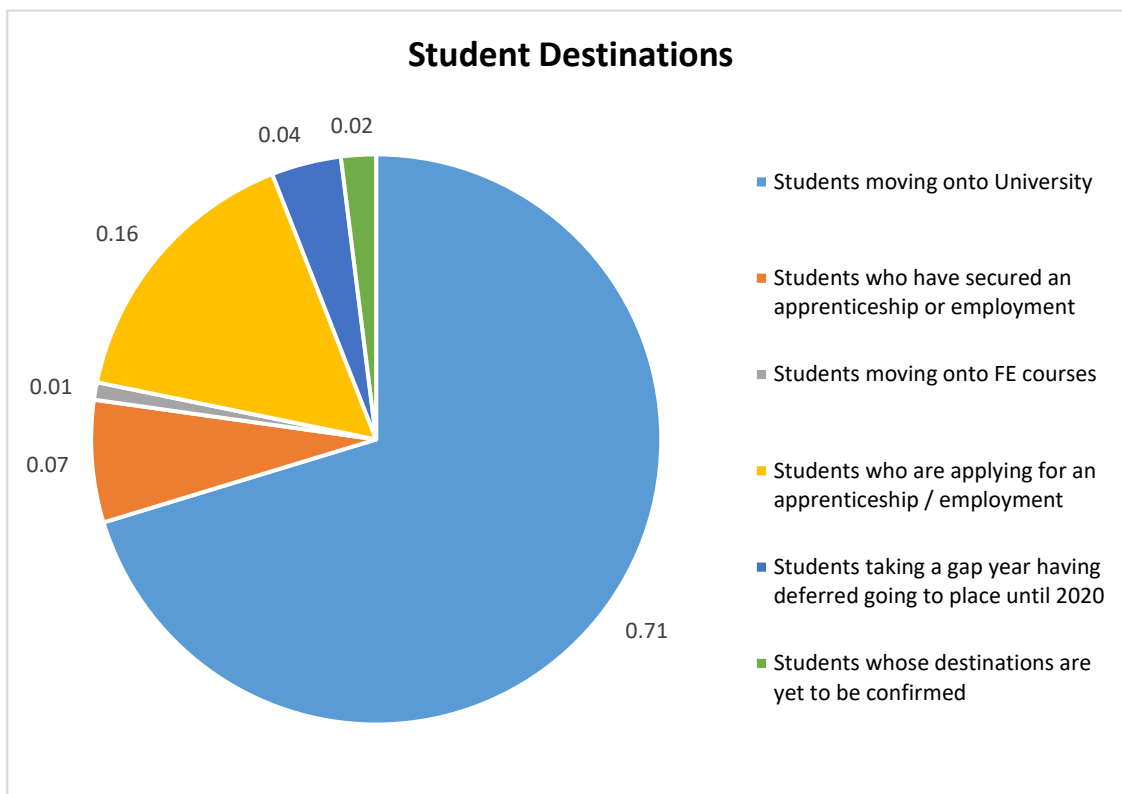


## YEAR 13 DESTINATIONS 2020

Total number of year 13 and 14 students:	79
Number of students at the end of KS5 study:	79

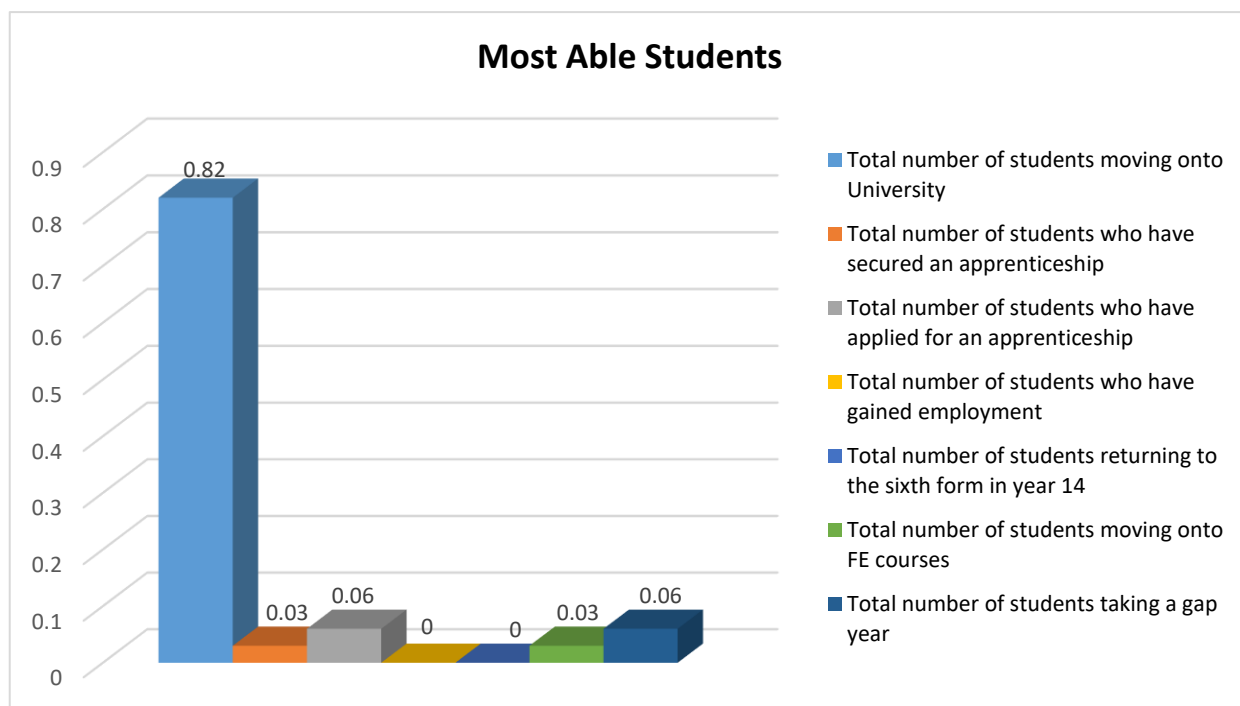
### Destinations of students at the end of KS5 study

Students moving onto University	55	71%
Students who have secured an apprenticeship or employment	6	7%
Students moving onto FE courses	1	1%
Students who are applying for an apprenticeship / employment	13	16%
Students taking a gap year having deferred going to place until 2020	3	4%
Students whose destinations are yet to be confirmed	1	2%



**Year 13 Most Able student destinations**

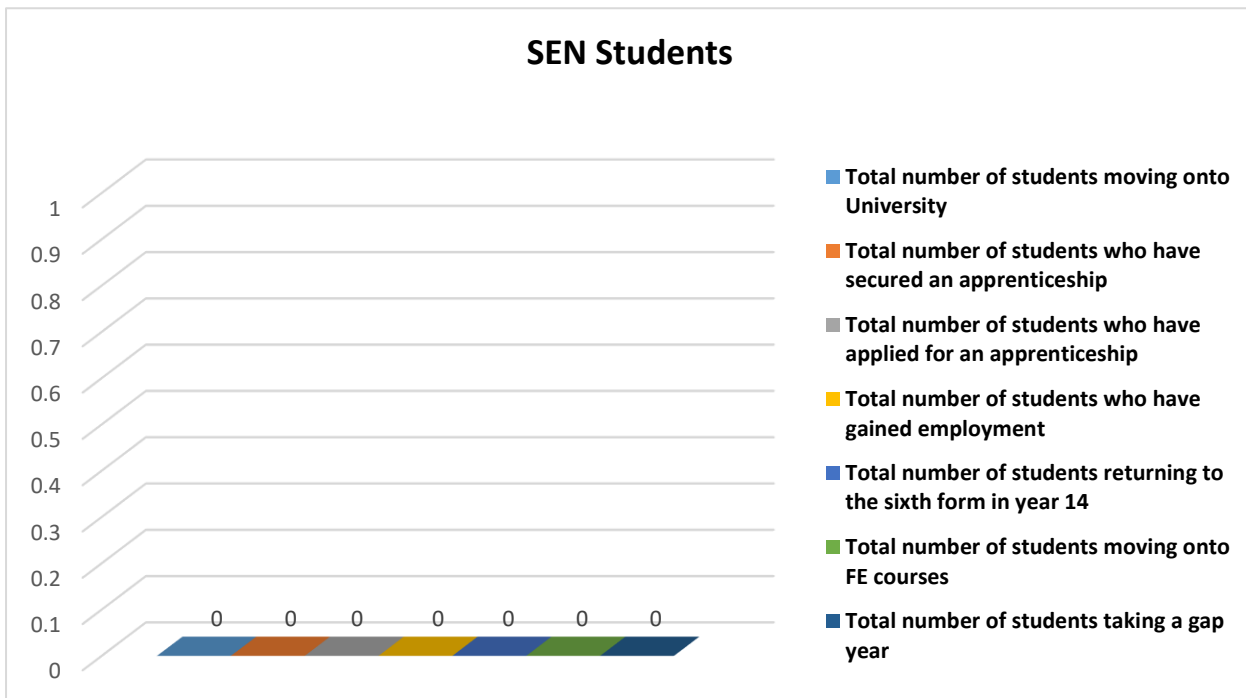
<b>Total number of Most Able students:</b>	<b>39</b>	
<b>Total number of students moving onto University</b>	<b>82%</b>	<b>32</b>
<b>Total number of students who have secured an apprenticeship</b>	<b>3%</b>	<b>1</b>
<b>Total number of students who have applied for an apprenticeship</b>	<b>6%</b>	<b>2</b>
<b>Total number of students who have gained employment</b>	<b>0%</b>	<b>0</b>
<b>Total number of students returning to the sixth form in year 14</b>	<b>0%</b>	<b>0</b>
<b>Total number of students moving onto FE courses</b>	<b>3%</b>	<b>1</b>
<b>Total number of students taking a gap year</b>	<b>6%</b>	<b>2</b>



**Year 13 SEN student destinations**

**Total number of SEN students: 0**

<b>Total number of students moving onto University</b>	0%	0
<b>Total number of students who have secured an apprenticeship</b>	0%	0
<b>Total number of students who have applied for an apprenticeship</b>	0%	0
<b>Total number of students who have gained employment</b>	0%	0
<b>Total number of students returning to the sixth form in year 14</b>	0%	0
<b>Total number of students moving onto FE courses</b>	0%	0
<b>Total number of students taking a gap year</b>	0%	0



**Year 13 FSM ever 6 /LAC student destinations 11**

11

11

**Total number of FSM ever 6 /LAC students**

<b>Total number of students moving onto University</b>	<b>73%</b>	<b>8</b>
<b>Total number of students who have secured an apprenticeship</b>	<b>18%</b>	<b>2</b>
<b>Total number of students who have applied for an apprenticeship</b>	<b>0%</b>	<b>0</b>
<b>Total number of students who have gained employment</b>	<b>9%</b>	<b>1</b>
<b>Total number of students moving onto FE courses</b>	<b>0%</b>	<b>0</b>
<b>Total number of students whose destinations have to be confirmed</b>	<b>0%</b>	<b>0</b>
<b>Total number of students taking a gap year</b>	<b>0%</b>	<b>0</b>

